GC1200W 24-30 C 23

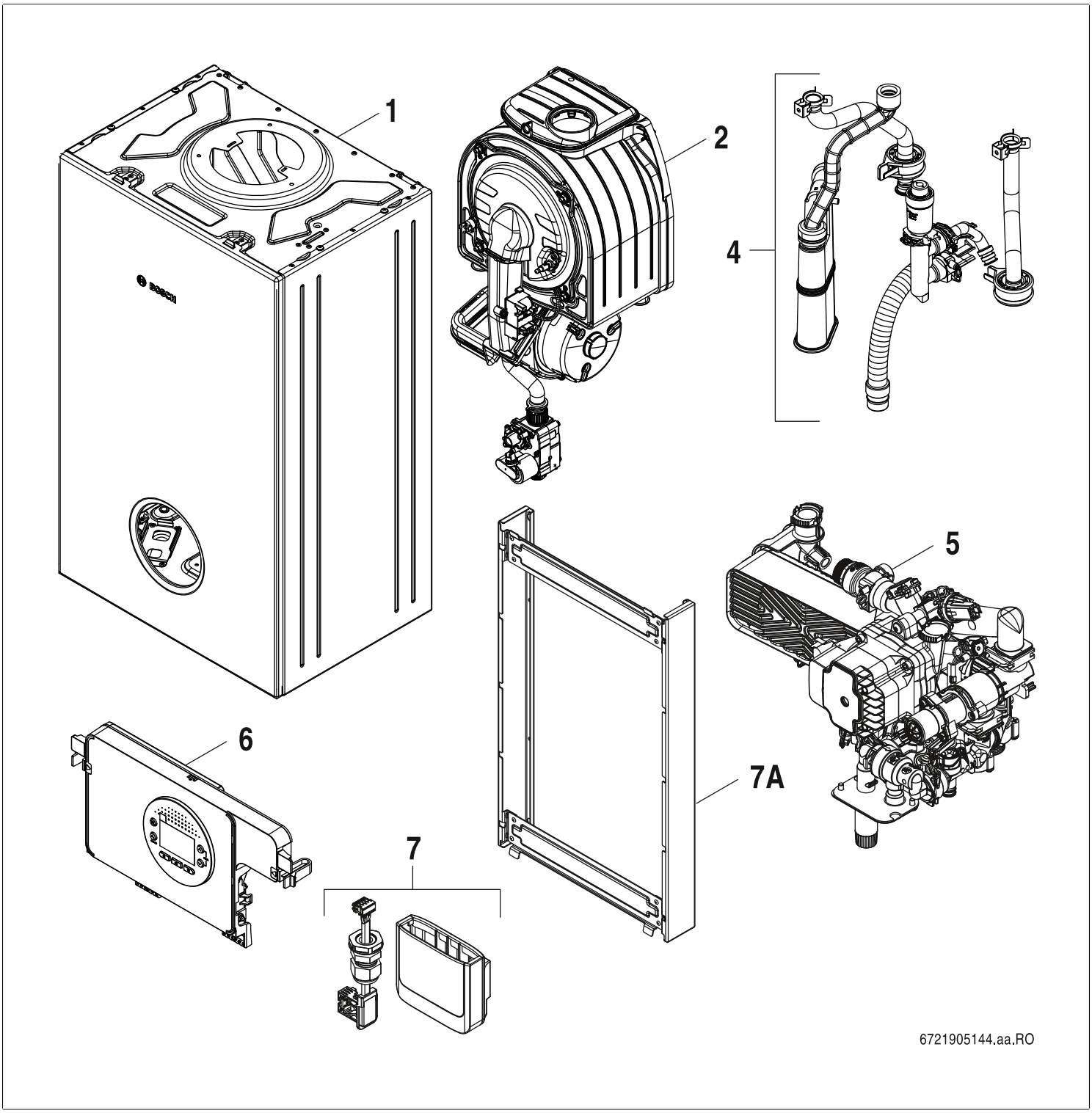

[de] Wichtige Hinweise zur Installation/Montage
Die Installation/Montage muss durch eine für die Arbeiten zugelassene Fachkraft unter Beachtung der geltenden Vorschriften erfolgen.

[en] Important notes on installation/assembly
The installation/assembly must be carried out by a qualified contractor, following these instructions and in compliance with the applicable regulations.

[fr] Instructions importantes pour l'installation/le montage
L'installation/le montage doit être effectué(e) par un spécialiste qualifié pour les opérations concernées et dans le respect de la présente notice et des prescriptions applicables.

[bg] Важни указания във връзка с инсталацията/монтажа
Инсталацията/монтажът трябва да се извършва от лицензиран за работите специалист в съответствие с настоящото ръководство и с приложимите разпоредби.

[cs] Důležité pokyny k instalaci/montáži
Instalaci/montáž musí při dodržení pokynů uvedených v tomto návodu a platných předpisů provést odborný pracovník s příslušným oprávněním pro tyto práce.

[da] Vigtige anvisninger til installationen/monteringen
IInstallationen/monteringen skal foretages af en godkendt installatør under overholdelse af denne vejledning og de gældende forskrifter.

[el] Σημαντικές υποδείξεις για την εγκατάσταση/συναρμολόγηση
Η εγκατάσταση/τοποθέτηση πρέπει να ανατίθεται σε εκπαιδευμένο για τις συγκεκριμένες εργασίες τεχνικό προσωπικό με τήρηση αυτών των οδηγιών καθώς και των σχετικών προδιαγραφών.

[es] Indicaciones importantes para instalación/montaje
La instalación/el montaje debe realizarla personal especializado que esté autorizado para realizar estos trabajos y que tenga en cuenta estas instrucciones y la normativa vigente.

[et] Olulised juhised paigaldamiseks/montaažiks
Paigaldamist/montaaži tohib läbi viia vaid selleks volitusi omav spetsialist, arvestades kehtivaid nõudeid.

[nl-BE] Belangrijke aanwijzingen betreffende de installatie/montage
De installatie/montage moet worden uitgevoerd door een voor de werkzaamheden geautoriseerde installateur rekening houdend met deze handleiding en de geldende voorschriften.

[fi] Tärkeitä asennus- ja kokoonpano-ohjeita
Näihin töihin hyväksytyn ammattiasentajan pitää suorittaa asennus- ja kokoonpanotyöt voimassa olevien määräysten mukaisesti.

(hr) Važne upute za Instalaciju/Montažu
Instalacija/montaža mora biti izvedena od strane kvalificiranog stručnog osoblja, poštujući ove Upute i u skladu sa važećim propisima.

[hu] Fontos tudnivalók az installáláshoz/szereléshez
A telepítést/szerelést egy, a munkálatokra felhatalmazott szakembernek kell végeznie, jelen utasítás és az érvényes előírások figyelembevétele mellett.

[it] Avvertenze importanti per l'installazione/il montaggio
L'installazione/il montaggio deve aver luogo ad opera di una ditta specializzata ed autorizzata in osservanza di queste istruzioni e delle direttive vigenti.

[ka] მნიშვნელოვანი მითითებები ინსტალაციისთვის/მონტაჟისათვის
ინსტალაცია/მონტაჟი უნდა განხორციელდეს სამუშაოებისთვის დაშვებული კვალიფიციური პერსონალის მიერ, მოქმედი განაწესის დაცვით.

[lt] Svarbios instaliavimo ir (arba) montavimo nuorodos
Instaliavimo/montavimo darbus, laikydamiesi šios instrukcijos reikalavimų ir galiojančių taisyklių, privalo atlikti šiems darbams įgalioti specialistai.

[sq] Shënime të rëndësishme për instalimin/montimin
Instalimi/montimi duhet të bëhet nga një kontraktues i kualifikuar, duke ndjekur këto udhëzime dhe në përputhje me rregulloret në fuqi.

[lv] Svarīgi norādījumi par iekārtas uzstādīšanu / montāžu
Uzstādīšanu/montāžu jāveic atbilstošajiem darbiem sertificētam speciālistam, ievērojot šo instrukciju un spēkā esošos noteikumus.

[nl] Belangrijke aanwijzingen betreffende de installatie/montage
De installatie/montage moet door een erkend installateur volgens de geldende voorschriften worden uitgevoerd.

[no] Viktig informasjon om installasjon/montering
Installasjonen/monteringen skal gjennomføres av autoriserte installatører, og installasjonsanvisningen samt gjeldende forskrifter skal følges.

[pl] Ważne wskazówki dotyczące instalacji/montażu
Instalację/montaż powinien wykonać specjalista uprawniony do tego typu prac z uwzględnieniem informacji podanych w niniejszej instrukcji oraz aktualnie obowiązujących przepisów.

[pt] Indicações importantes relativas à instalação/montagem
A instalação/montagem deve ser efectuada por um técnico autorizado para os trabalhos, respeitando este manual e as prescrições válidas.

[ro] Indicaţii importante privind instalarea/montajul
Instalarea/montajul trebuie realizate de către un specialist autorizat pentru lucrările respective, respectându-se prezentele instrucţiuni şi prescripţiile valabile.

[ru] Важные указания по подключению/монтажу
IПодключение/монтаж должны выполнять только специалисты, имеющие допуск к выполнению таких работ, при соблюдении требований этой инструкции и действующих норм и правил.

[sk] Dôležité pokyny týkajúce sa inštalácie/montáže
Inštaláciu/montáž musí vykonať odborný personál, ktorý má oprávnenie pre výkon týchto prác, pričom musí dodržiavať pokyny uvedené v tomto návode a platné predpisy.

[sl] Pomembni napotki za namestitev/montažo
Inštalacijo/montažo lahko izvede samo pooblaščen strokovnjak ob upoštevanju teh navodil in veljavnih predpisov.

[sr] Važna uputstva za ugradnju i montažu
Ovu instalaciju/montažu moraju da obave stručna lica koja su ovlašćena za obavljanje takvih radova u skladu sa ovim uputstvom i važećim propisima.

[sv] Viktiga anvisningar för installation/montering
Installationen/monteringen måste utföras av en behörig och tekniskt utbildad person enligt denna anvisning samt gällande föreskrifter.

[tr] Kurulum/Montaj ile ilgili önemli uyarılar
Kurulum/montaj, bu çalışmaları yapmasına müsaade edilen uzman kişiler tarafından işbu kılavuz ve geçerli yönetmelikler dikkate alınarak yapılmalıdır.

[uk] Важливі вказівки щодо установки/монтажу
Встановлення/монтаж повинні виконувати фахівці, що допущені до виконання таких робіт, із дотриманням цієї інструкції та діючих приписів.

[zh] 安装方面的重要提示
安装和组装工作必须由经过许可的专业人员进行,
同时必须遵守本说明 书和现行法规的相关要求

[ar] ملاحظات هامة للتركيب/التجميع
يجب أن يتم التركيب/التجميع من قبل متخصص مصرح له بالعمل، مع مراعاة اللوائح السارية.

[fa] تذکرات مهم درباره نصب/مونتاژ
نصب/مونتاژ باید توسط فردی حرفه ای که مجاز به انجام این کار است، و همچنین با توجه کامل به مقررات مربوطه انجام شود.

[az] Quraşdırılma
Quraşdırılma işinin yerinə yetirilməsi səlahiyyətli bir mütəxəssis tərəfindən və müvafiq qaydalara uyğun olaraq aparılmalıdır.

Lista parti di ricambio
Spare parts list

Ersatzteilliste

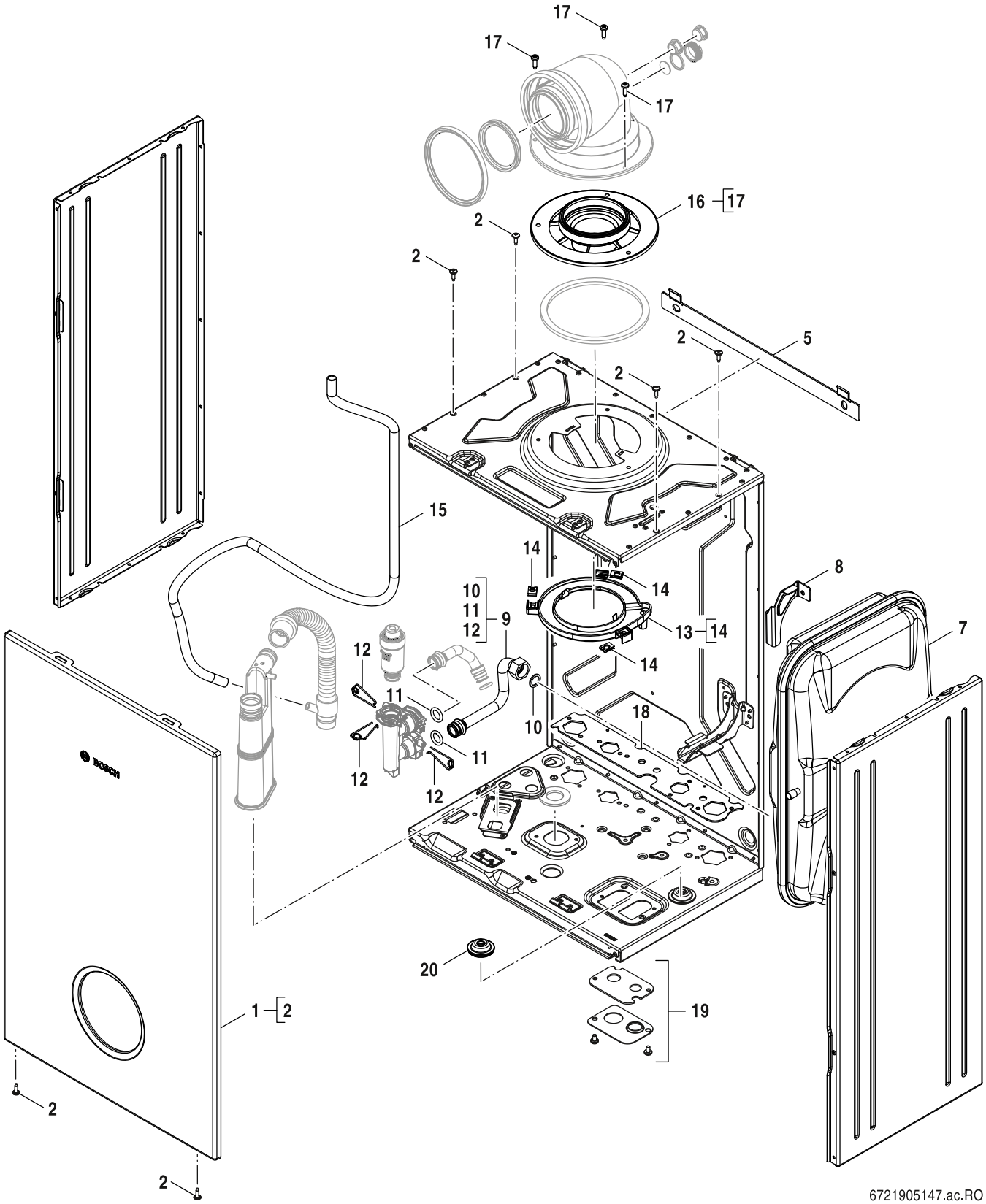

1	Parti di lamiera Sheet metal Blechteile	**GC1200W 24-30 C 23**

Pos	Descrizioni Description Bezeichnung	N° d'ordine Ordering no. Bestell-Nr.	7-716-704-745	7-716-704-746	7-716-704-747														Osservazioni Remarks Bemerkungen
1	Pannello Bosch	8 737 604 548	■	■	■														
2	Vite 8x1 / 2 ZC PZFL Tipo B S / Tap Dog	8 716 117 028	■	■	■														
5	Supporto a parete	8 718 646 534 0	■	■	■														
7	Vaso d'espansione	8 737 604 235	■	■	■														
8	Supporto (Vaso d'espansione)	8 737 604 543	■	■	■														
9	Tubo (Vaso d'espansione)	8 737 604 250	■	■	■														
10	Guarnizione 18,6x13,5x1,5 1/2" (10x)	8 710 103 045 0	■	■	■														
11	O-ring 13,87x3,53 (10x)	8 716 771 155 0	■	■	■														
12	Molletta di ritenzione 18mm (10x)	8 718 684 699 0	■	■	■														
13	Copertura	8 737 604 540	■	■	■														
14	Dado a scatto 4,8mm (10x)	8 710 609 015 0	■	■	■														
15	Tubo flessibile	8 737 604 553	■	■	■														
16	Adattore (Adattatore gas di combustione)	8 716 122 825	■	■	■														
17	Vite 4,8x30 (3x)	8 713 403 039 0	■	■	■														
18	Piastra di tenuta (Blocco idraulico)	8 737 604 544	■	■	■														
19	Guarnizione (Valvola di riempimento)	8 716 774 898	■	■	■														
20	Guarnizione (Rubinetto di scarico)	8 737 604 545	■	■	■														

GC1200W 24-30 C 23

Parti di lamiera
Sheet metal
Blechteile

1

Lista parti di ricambio
Spare parts list

Ersatzteilliste

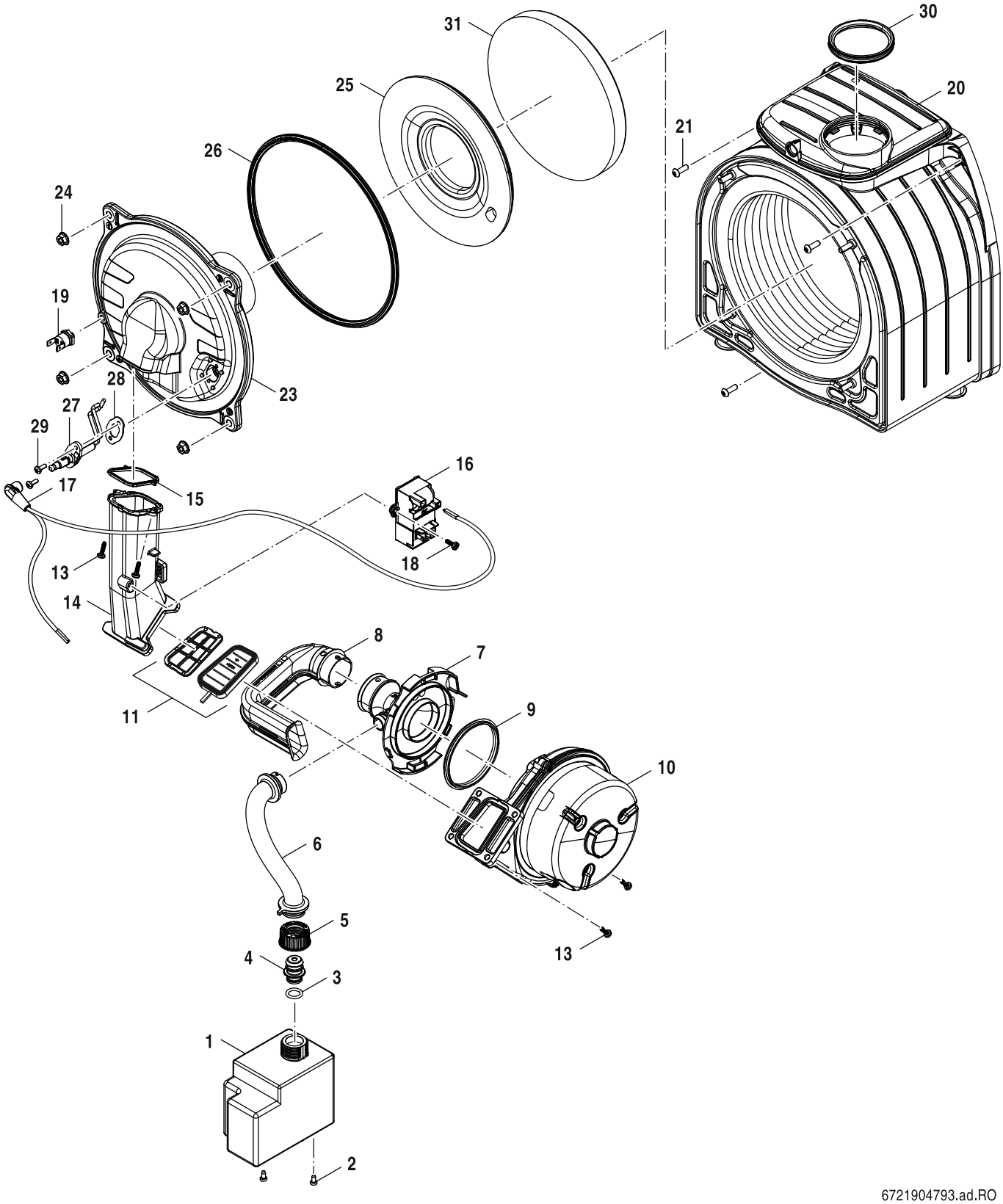

2	Scambiatore di calore Heat exchanger Wärmetauscher	**GC1200W 24-30 C 23**

Pos	Descrizioni Description Bezeichnung	N° d'ordine Ordering no. Bestell-Nr.	7-716-704-745	7-716-704-746	7-716-704-747													Osservazioni Remarks Bemerkungen
1	Valvola del gas	8 738 902 772	■	■	■													
2	Vite M4x8 (10x)	8 738 901 740	■	■	■													
3	O-ring 12,37x2,62 (10x)	8 738 903 402	■	■	■													
4	Restrictor r-302	8 738 902 774	■	■	■													
5	Dado (Valvola del gas)	8 755 000 786	■	■	■													
6	Tubo del gas	8 738 902 775	■	■	■													
7	Venturi LM02	8 738 902 777	■	■	■													
8	Tubo aspirazione aria	7 736 700 396	■	■	■													
9	Guarnizione	7 746 001 88A 0	■	■	■													
10	Ventilatore P EBM D118 AC230 50 70 W PWM	8 738 903 401	■	■	■													
11	Valvola di non ritorno	8 738 905 216	■	■	■													
13	Vite 4x14 (10x)	7 746 900 447	■	■	■													
14	Condotto gas-aira	8 738 902 778	■	■	■													
15	Guarnizione (Condotto gas-aira)	8 738 905 215	■	■	■													
16	Trasformatore d'accensione	8 738 902 779	■	■	■													
17	Cavo d'accensione	8 738 902 780	■	■	■													
18	Vite 4x12 (10x)	8 738 902 781	■	■	■													
19	Limitatore di temperatura	8 738 905 217	■	■	■													
20	Scambiatore di calore C3	8 738 902 782	■	■	■													
21	Vite M5x16 (5x)	7 746 900 310	■	■	■													
22	Sonda di temperatua	8 738 903 403	■	■	■													
23	Coperchio del bruciatore	8 738 902 783	■	■	■													
24	Dado M6 (10x)	8 738 903 410	■	■	■													
25	Coibentazione (Coperchio del bruciatore)	8 738 902 784	■	■	■													
26	Guarnizione (Coperchio del bruciatore)	8 738 902 785	■	■	■													
27	Set di elettrodi	8 738 902 786	■	■	■													
28	Guarnizione (Set di elettrodi) (5x)	8 738 902 787	■	■	■													
29	Vite 4x10 (10x)	8 738 902 788	■	■	■													
30	Guarnizione DN60	8 738 902 789	■	■	■													
31	Coibentazione (Scambiatore di calore)	8 738 903 470	■	■	■													
	Set di manutenzione C3	8 738 903 670	■	■	■													

GC1200W 24-30 C 23

Scambiatore di calore
Heat exchanger
Wärmetauscher

2

Lista parti di ricambio
Spare parts list

Ersatzteilliste

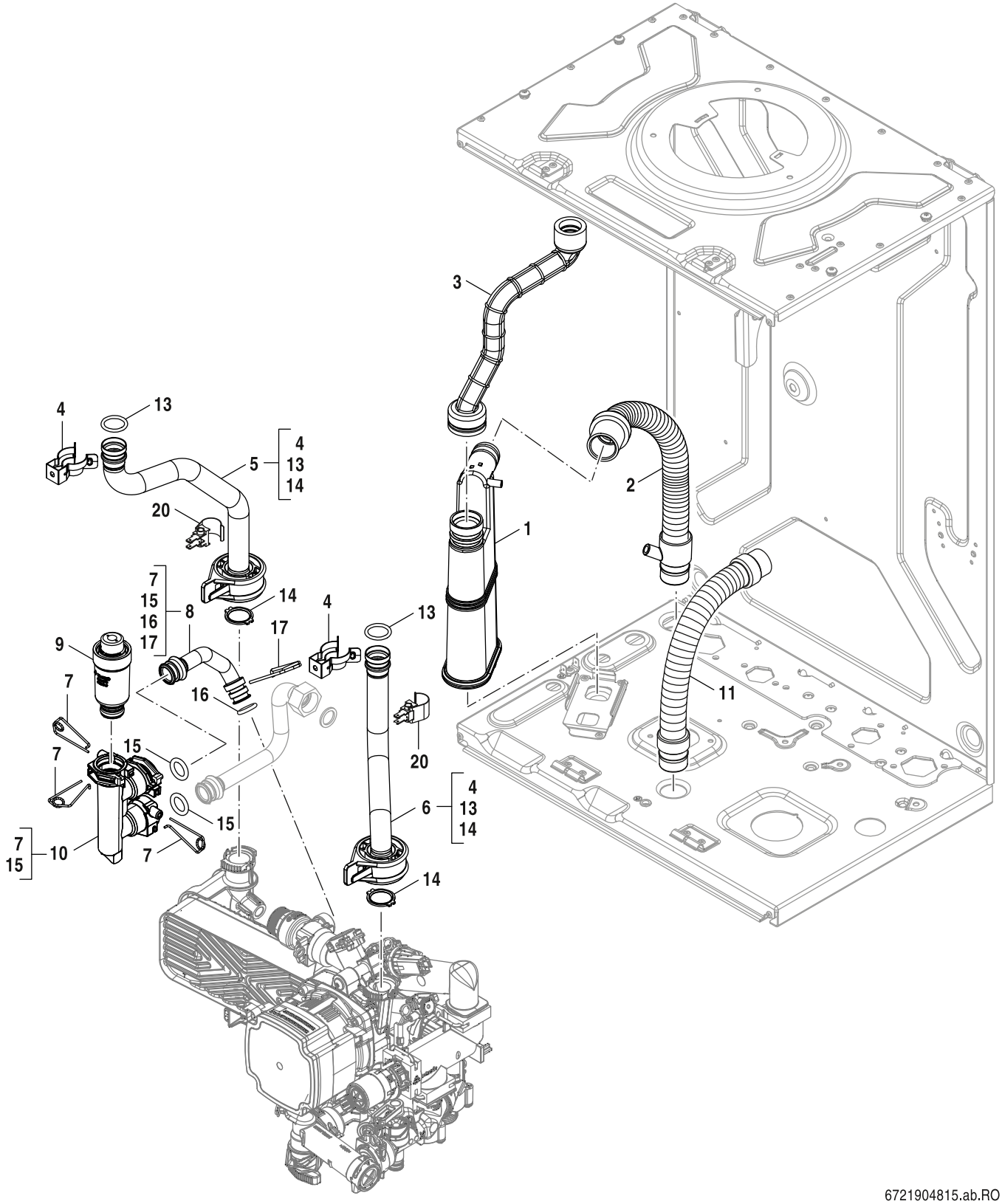

4	Raccordi Tubes Rohre	**GC1200W 24-30 C 23**

Pos	Descrizioni Description Bezeichnung	N° d'ordine Ordering no. Bestell-Nr.	7-716-704-745	7-716-704-746	7-716-704-747														Osservazioni Remarks Bemerkungen
1	Sifone	8 716 012 273 0	■	■	■														
2	Tubo flessibile (Sifone)	8 737 604 265	■																
2	Tubo flessibile (Sifone)	8 737 604 739		■	■														
3	Tubo fles. (Scambiatore calore/Sifone)	8 737 604 236	■	■	■														
4	Clip a innesto (10x)	8 737 604 258	■	■	■														
5	Tubo di mandata	8 737 604 257	■	■	■														
6	Tubo di ritorno	8 737 604 262	■	■	■														
8	Tubo (Pompa)	8 737 604 249	■	■	■														
9	Disaeratore	8 737 604 731	■	■	■														
10	Adattore (Disaeratore)	8 737 604 248	■	■	■														
11	Tubo flessibile (Valvola di sicurezza)	8 737 604 264	■	■	■														
13	O-ring 17,86x2,62 (10x)	8 716 140 806 0	■	■	■														
14	Guarnizione 18.5x24.3mm (10x)	8 716 771 259 0	■	■	■														
20	Sonda di temperatua	8 738 903 403	■	■	■														

GC1200W 24-30 C 23

Raccordi
Tubes
Rohre

4

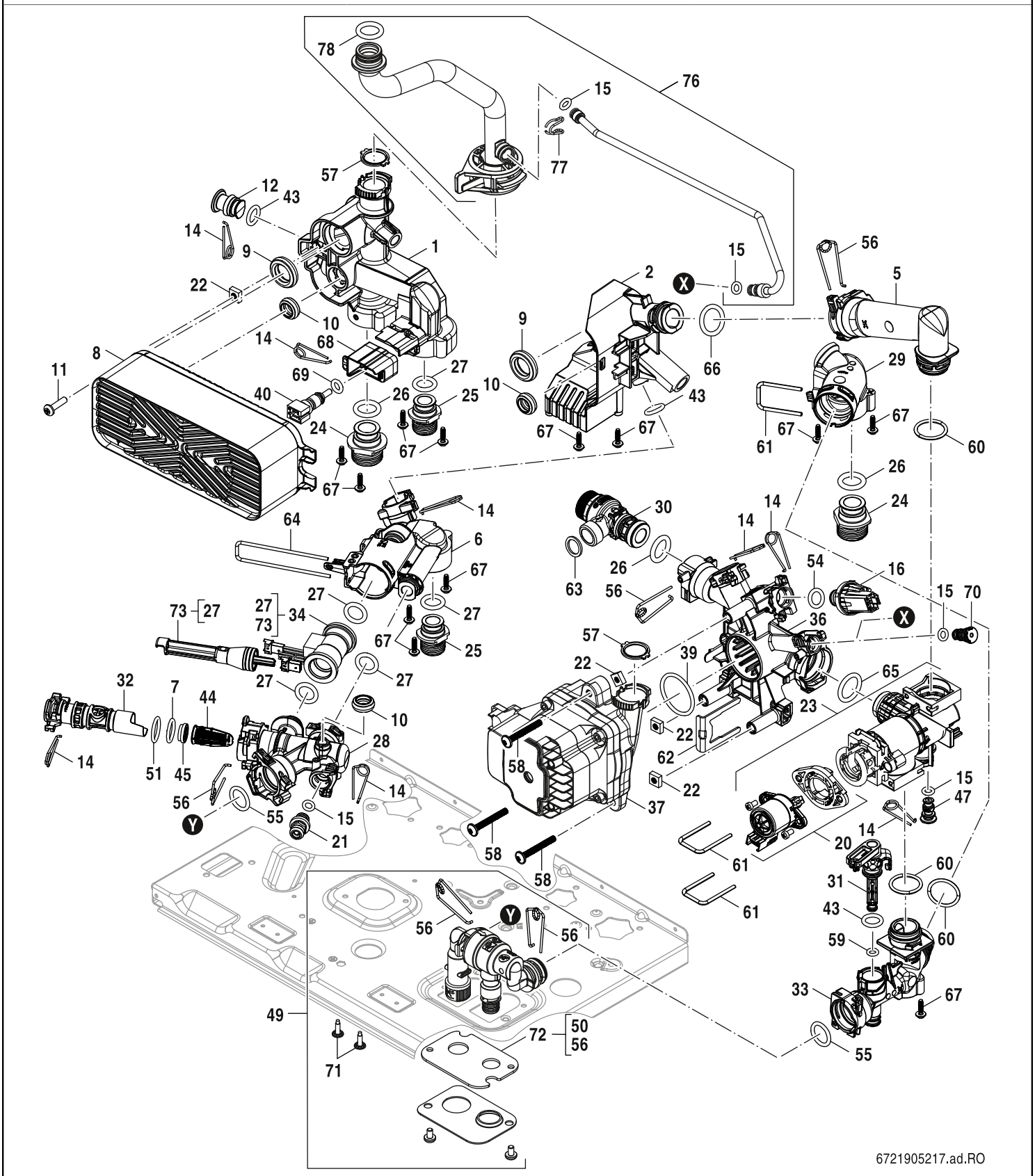

5 Blocco idraulico
Hydraulic block
Hydraulikblock

GC1200W 24-30 C 23

Pos	Descrizioni Description Bezeichnung	N° d'ordine Ordering no. Bestell-Nr.	7-716-704-745	7-716-704-746	7-716-704-747														Osservazioni Remarks Bemerkungen
1	Adattore (sinestro)	8 737 713 731	■	■	■														
2	Adattore (destro)	8 737 604 403	■	■	■														
5	Adattore	8 737 604 395	■	■	■														
6	Adattore (Limitatore di portata)	8 737 604 402	■	■	■														
7	O-ring 15,54x2,62 (10x)	8 716 771 156 0	■	■	■														
8	Scambiatore di calore a piastre C-PHE 12	8 718 644 623 0	■	■	■														
9	Guarnizione 28,4x8 (10x)	8 716 771 003 0	■	■	■														
10	Guarnizione 19,4x8 (10x)	8 716 771 325 0	■	■	■														
11	Bullone,vite M5x20 Torx	8 738 900 986	■	■	■														
12	Tappo (13mm)	8 737 713 732	■	■	■														
14	Molletta di ritenzione 10mm (10x)	8 716 771 167 0	■	■	■														
15	Anello tenuta 6x2,5 (10x)	8 716 771 164 0	■	■	■														
16	Sonda di pressione	8 718 651 042 0	■	■	■														
19	Tappo	8 737 604 415	■	■	■														
20	Motore (Organo 3 vie)	8 737 602 357	■	■	■														
21	Valvola di sicurezza	8 737 713 733	■	■	■														
22	Dado M5 (12x)	8 737 713 720	■	■	■														
23	Organo 3 vie	8 737 604 397	■	■	■														
24	Raccordo 3/4"	8 737 713 734	■	■	■														
25	Raccordo 1/2"	8 737 713 735	■	■	■														
26	O-ring 17x4 L (10x)	8 716 771 154 0	■	■	■														
27	O-ring 13,87x3,53 L (10x)	8 716 107 439 0	■	■	■														
28	Adattore (Sensore di portata)	8 737 604 401	■	■	■														
29	Adattore (Ritorno)	8 737 604 398	■	■	■														
30	Valvola di sicurezza	8 737 604 406	■	■	■														
31	Rubinetto di scarico	8 737 713 724	■	■	■														
32	Inserto (Silenziatore)	8 737 713 729	■	■	■														
33	Adattore (Organo 3 vie)	8 737 604 400	■	■	■														
34	Sensore di portata	8 737 713 706	■	■	■														
35	Valvola di non ritorno	8 737 604 418	■	■	■														
36	Adattore (Pompa)	8 737 604 396	■	■	■														
37	Pompa UPM4L 68W ErP1	8 737 605 867	■	■	■														
39	O-ring 34x3 (1x)	8 737 715 461	■	■	■														
40	Sonda di temperatua	8 714 500 081 0	■	■	■														
44	Filtro	8 737 713 713	■	■	■														
45	Limitatore di portata E-W-LP 12L	8 737 713 717	■																
45	Limitatore di portata E-W-LP 14L	8 737 713 719		■	■														
47	Tappo (Organo 3 vie)	8 737 604 405	■	■	■														
49	Valvola di riempimento	8 716 774 909	■	■	■														
51	O-ring 17,12x2,62 (10x)	8 716 771 162 0	■	■	■														
54	O-ring 9,5x2,5 (10x)	8 737 713 709	■	■	■														
55	O-ring 17,0x3,0 (10x)	8 737 713 710	■	■	■														
56	Molletta di ritenzione 18mm (10x)	8 737 713 711	■	■	■														
57	Guarnizione 18.5x24.3mm (10x)	8 716 771 259 0	■	■	■														
58	Vite M5x40 Tx25 (10x)	8 737 606 184	■	■	■														
59	O-ring 2,4x5,6 (10x)	8 737 713 707	■	■	■														
60	O-ring 23,47x2,62 (10x)	8 737 602 349	■	■	■														
61	Molletta di ritenzione (10x)	8 737 602 356	■	■	■														
62	Clip di ritenzione (Pompa) (10x)	8 737 713 721	■	■	■														
63	Guarnizione 18,6x13,5x1,5 EPDM (10x)	8 716 121 476	■	■	■														
64	Molletta ritenzione (Sensore portata)	8 737 713 712	■	■	■														
65	O-ring 23x4 (10x)	8 716 771 353 0	■	■	■														

GC1200W 24-30 C 23

Blocco idraulico
Hydraulic block
Hydraulikblock

5

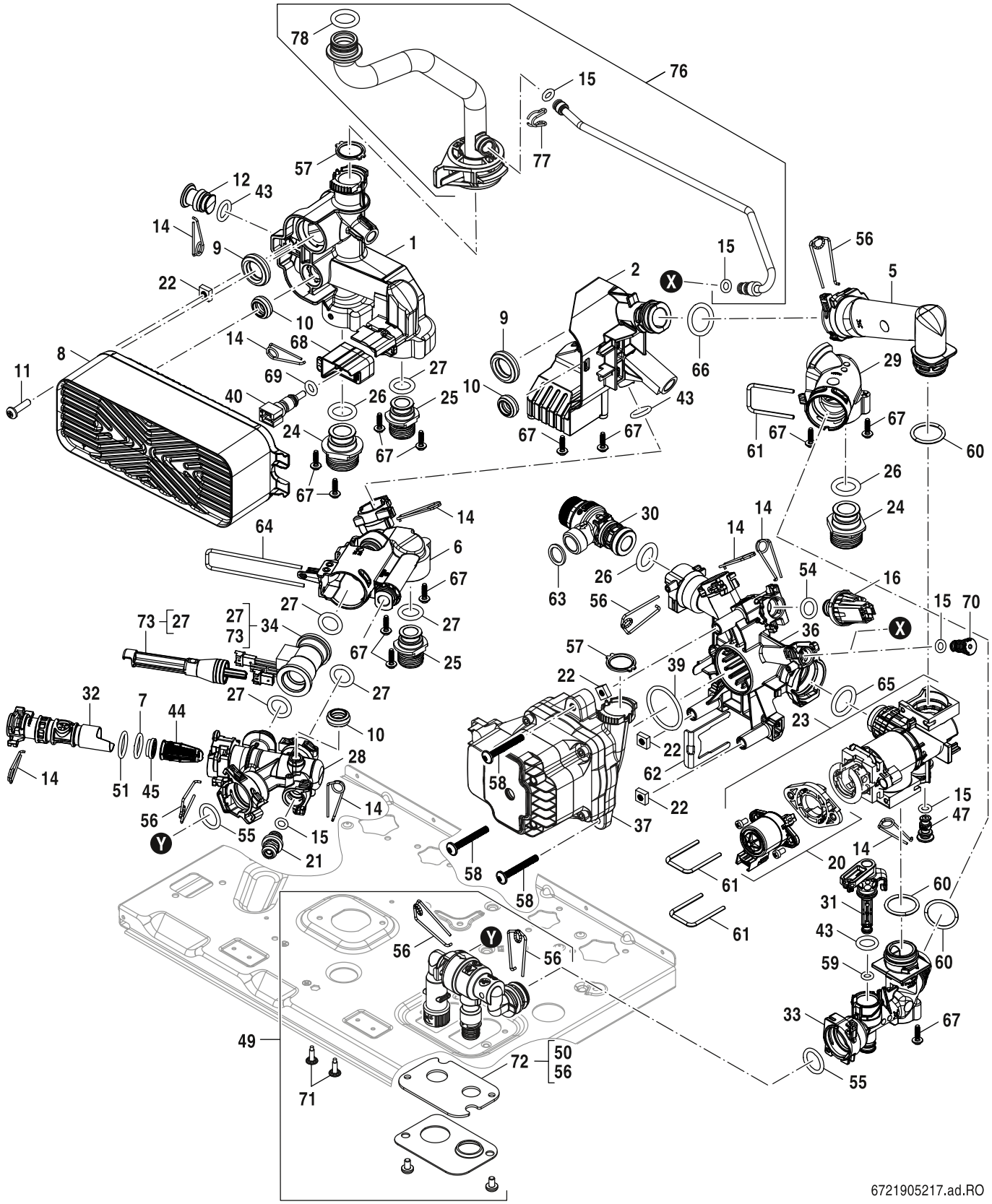

5 Blocco idraulico
Hydraulic block
Hydraulikblock

GC1200W 24-30 C 23

Pos	Descrizioni Description Bezeichnung	N° d'ordine Ordering no. Bestell-Nr.	7-716-704-745	7-716-704-746	7-716-704-747													Osservazioni Remarks Bemerkungen
66	O-ring 20,22x3,53 EPDM (10x)	8 718 685 490 0	■	■	■													
67	Vite 4x14 (12x)	8 737 604 392	■	■	■													
68	Involucro (Sonda di temperatua)	8 737 604 414	■	■	■													
69	O-ring 7,75x2,1 (10x)	8 710 205 080 0	■	■	■													
70	Tappo (Manometro)	8 737 713 722	■	■	■													
71	Vite 8x1/2 (10x)	8 737 604 542	■	■	■													
72	Guarnizione (Valvola di riempimento)	8 716 774 898	■	■	■													
73	Attrezzo (Sensore portata - O-ring)	8 716 775 024	■	■	■													
76	Set bypass	8 737 606 203	■	■	■													
77	Clip di fissaggio (10x)	8 719 905 335 0	■	■	■													
78	O-ring 17,86x2,62 (10x)	8 716 140 806 0	■	■	■													

GC1200W 24-30 C 23

Blocco idraulico
Hydraulic block
Hydraulikblock

5

Lista parti di ricambio
Spare parts list

Ersatzteilliste

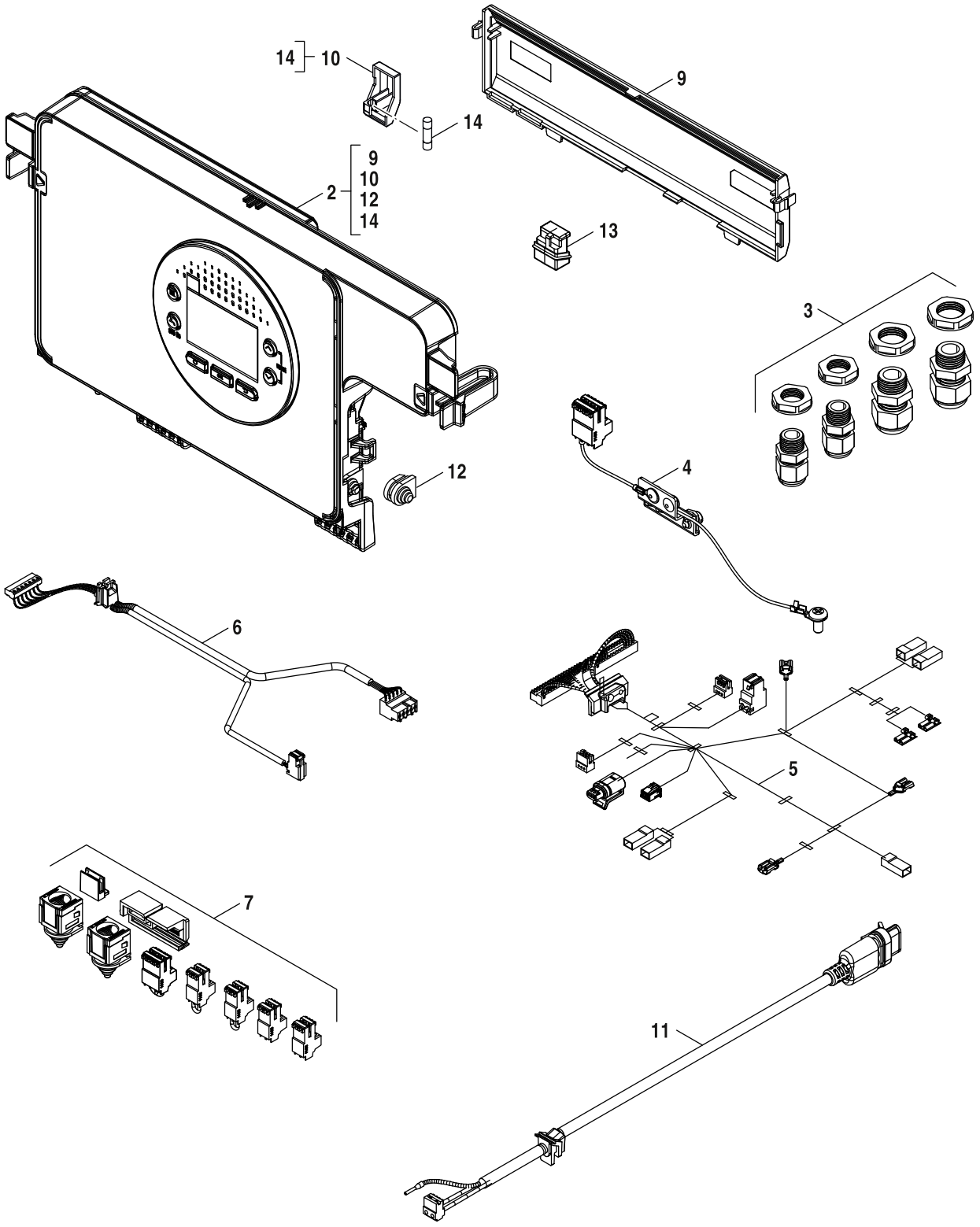

6	Quadro comandi Control box Schaltkasten	**GC1200W 24-30 C 23**

Pos	Descrizioni Description Bezeichnung	N° d'ordine Ordering no. Bestell-Nr.	7-716-704-745	7-716-704-746	7-716-704-747														Osservazioni Remarks Bemerkungen
2	Centralina ACU LOP-22	8 737 605 542	■	■	■														
3	Set passacavi	8 737 604 240	■	■	■														
4	Cavo di massa	8 737 604 245	■	■	■														
5	Cablaggio 24 V	8 737 604 241	■	■	■														
6	Cablaggio 230 V	8 737 604 242	■	■	■														
7	Set morsetti di collegamento	8 737 604 244	■	■	■														
9	Copertura manutenzione ACU LOP-22	8 737 604 737	■	■	■														
10	Fusibile 5x20mm + Supporto	8 737 604 738	■	■	■														
11	Cavo pompa	8 737 604 662	■	■	■														
12	Ferma cavo (10x)	8 710 506 185 0	■	■	■														
13	HCM 25186	8 755 003 425	■																
13	HCM 25187	8 755 003 428		■															
13	HCM 25188	8 755 003 431			■														
14	Fusibile 5x20mm Fast Acting (5x)	8 716 116 900	■	■	■														

GC1200W 24-30 C 23

Quadro comandi
Control box
Schaltkasten

6

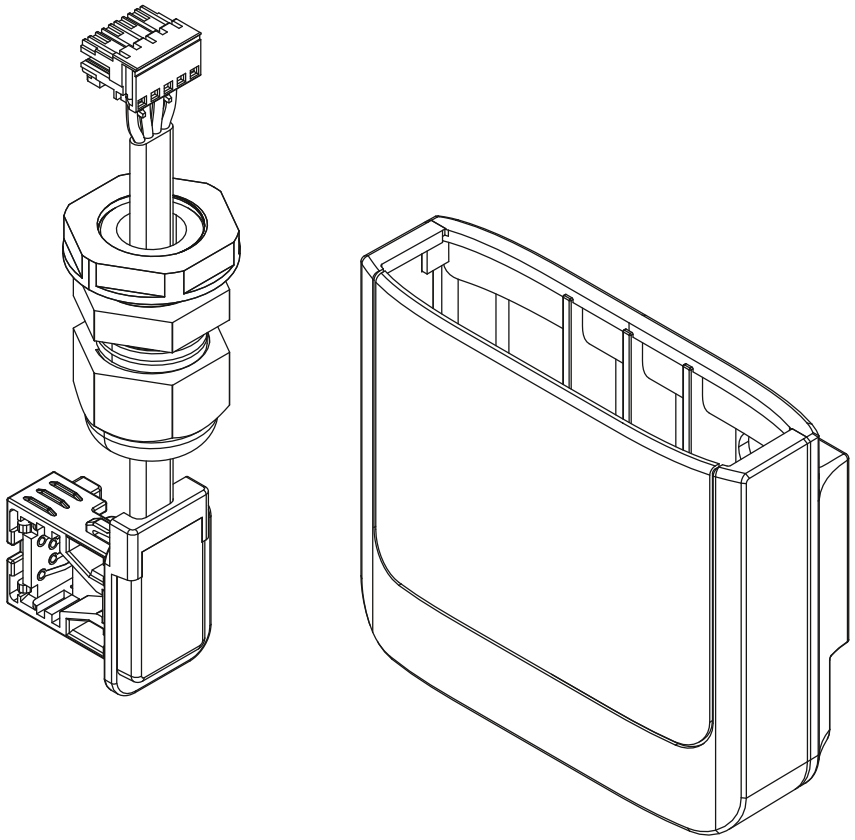

6721905152.aa.RO

7	Connessione con supporto per gateway RF Key Connection RF Key Connection	**GC1200W 24-30 C 23**

Pos	Descrizioni Description Bezeichnung	N° d'ordine Ordering no. Bestell-Nr.	7-716-704-745	7-716-704-746	7-716-704-747														Osservazioni Remarks Bemerkungen
	supporto accessorio WLAN/RF a parete	7 716 780 588	■	■	■														

GC1200W 24-30 C 23

Connessione con supporto per gateway
RF Key Connection
RF Key Connection

7

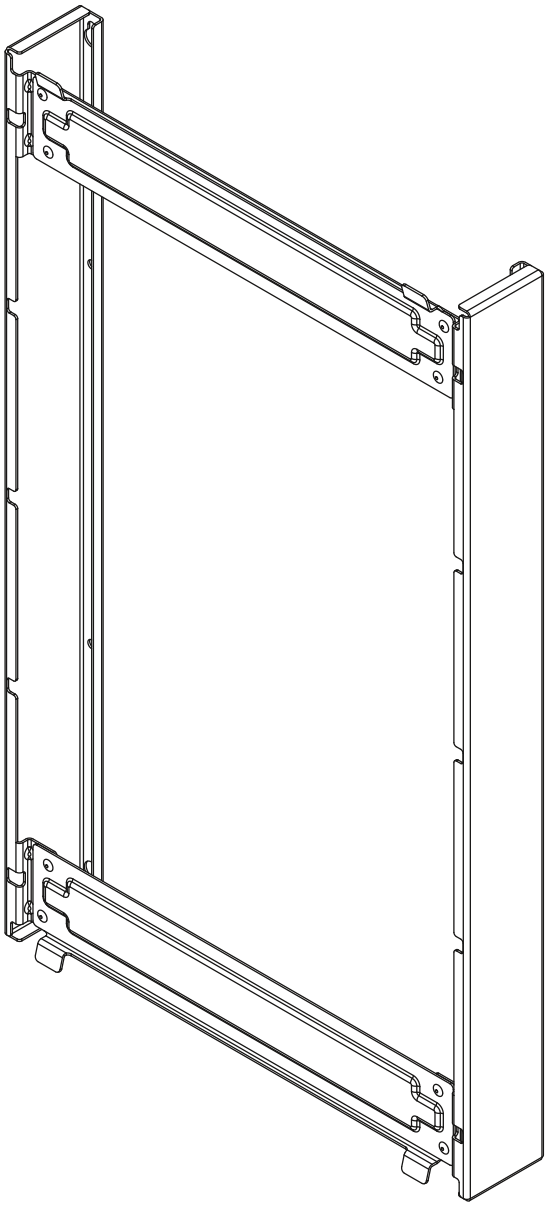

6721905154.aa.RO

7A Schienale
Backframe
Backframe

GC1200W 24-30 C 23

Pos	Descrizioni Description Bezeichnung	N° d'ordine Ordering no. Bestell-Nr.	7-716-704-745	7-716-704-746	7-716-704-747														Osservazioni Remarks Bemerkungen
	Schienale	7 716 780 596	■	■	■														

GC1200W 24-30 C 23

Schienale
Backframe
Backframe

7A

Traduzione delle descrizioni
List of translations

Übersetzungsliste

Pos	Description	Beschreibung			
1	**Element of construction**	**Baugruppe**			
1	Front panel Bosch	Frontabdeckung Bosch			
2	Screw 8x1/2 ZC PZFL Type B S/Tap Dog Tip	Schrauben 8x1 / 2 ZC PZFL Typ B S / Tap			
5	Wall mounting bracket	Wandhalter			
7	Expansion vessel	Ausdehnungsgefäß			
8	Bracket (Expansion vessel)	Halterung (Ausdehnungsgefäß)			
9	Pipe (Expansion vessel)	Rohr (Ausdehnungsgefäß)			
10	Gasket 18,6x13,5x1,5 1/2" (10x)	Dichtung 18,6x13,5x1,5 1/2" (10x)			
11	O-ring 13,87x3,53 (10x)	O-Ring 13,87x3,53 (10x)			
12	Clip 18mm (10x)	Haltefeder 18mm (10x)			
13	Cover	Abdeckung			
14	Clip 4,8mm (10x)	Schnappmutter 4,8mm (10x)			
15	Hose	Schlauch			
16	Adapter (Flue adapter)	Adapter (Kesselanschlussstück)			
17	Screw 4,8x30 (3x)	Schraube 4,8x30 (3x)			
18	Sealing plate (Hydraulic block)	Dichtplatte (Hydraulikblock)			
19	Seal (Charging link keyless)	Dichtung (Fülleinrichtung)			
20	Seal (Drain cock)	Dichtung (Entleerhahn)			
2	**Element of construction**	**Baugruppe**			
1	Gas valve	Gasarmatur			
2	Screw M4x8 (10x)	Schraube M4x8 (10x)			
3	O-ring 12,37x2,62 (10x)	O-Ring 12,37x2,62 (10x)			
4	Restrictor r-302	Drossel r-302			
5	Nut (Gas valve)	Mutter (Gasarmatur)			
6	Gas pipe	Gasrohr			
7	Venturi LM02	Venturi LM02			
8	Suction pipe	Luftansaugrohr			
9	Seal	Dichtung			
10	Fan P EBM D118 AC230 50 70 W PWM	Gebläse P EBM D118 AC230 50 70 W PWM			
11	Non-return valve	Rückschlagklappe			
13	Screw 4x14 (10x)	Schraube 4x14 (10x)			
14	Gas-air duct	Gas-Luft-Kanal			

Traduzione delle descrizioni
List of translations

Übersetzungsliste

Pos	Description	Beschreibung			
15	Gasket (Gas-air duct)	Dichtung (Gas-Luft-Kanal)			
16	Ignition transformer	Zündtrafo			
17	Ignition cable	Zündleitung			
18	Screw 4x12 (10x)	Schraube 4x12 (10x)			
19	Temperature limiter	Temperaturbegrenzer			
20	Heat exchanger C3	Wärmetauscher C3			
21	Screw M5x16 (5x)	Schraube M5x16 (5x)			
22	Temperature sensor	Temperaturfühler			
23	Burner cover	Brennerdeckel			
24	Nut M6 (10x)	Mutter M6 (10x)			
25	Insulation (Burner cover)	Isolierung (Brennerdeckel)			
26	Seal (Burner cover)	Dichtung (Brennerdeckel)			
27	Electrode kit	Elektroden-Set			
28	Seal (Electrode kit) (5x)	Dichtung (Elektroden-Set) (5x)			
29	Screw 4x10 (10x)	Schraube 4x10 (10x)			
30	Lip seal DN60	Lippendichtung DN60			
31	Insulation (Heat exchanger)	Isolierung (Wärmetauscher)			
	Service kit C3	Service-Set C3			
4	**Element of construction**	**Baugruppe**			
1	Siphon	Siphon			
2	Hose (Siphon)	Schlauch (Siphon)			
3	Hose (Heat exchanger/Siphon)	Schlauch (Wärmetauscher/ Siphon)			
4	Clip (10x)	Klammer (10x)			
5	Supply pipe (CH)	Vorlaufrohr			
6	Return pipe (CH)	Rücklaufrohr			
8	Pipe (Pump)	Rohr (Pumpe)			
9	Air vent	Entlüfter			
10	Adapter (Air vent)	Adapter (Entlüfter)			
11	Hose (Pressure relief valve)	Schlauch (Sicherheitsventil)			
13	O-ring 17,86x2,62 (10x)	O-Ring 17,86x2,62 (10x)			
14	Seal 18.5x24.3mm (10x)	Dichtung 18.5x24.3mm (10x)			
20	Temperature sensor	Temperaturfühler			

Traduzione delle descrizioni
List of translations

Übersetzungsliste

Pos	Description	Beschreibung			
5	**Element of construction**	**Baugruppe**			
1	Adapter (PHE left)	Adapter (PWT links)			
2	Adapter (PHE right)	Adapter (PWT rechts)			
5	Adapter (PHE/3WV)	Adapter (PWT/3WV)			
6	Adapter (Flow limiter)	Adapter (Durchflussbegrenzer)			
7	O-ring 15,54x2,62 (10x)	O-Ring 15,54x2,62 (10x)			
8	Plate heat exchanger C-PHE 12	Plattenwärmetauscher C-PHE 12			
9	Seal 28,4x8 (10x)	Dichtung 28,4x8 (10x)			
10	Seal 19,4x8 (10x)	Dichtung 19,4x8 (10x)			
11	Screw M5x20 Torx	Schraube M5x20 Torx (5x)			
12	Plug (13mm)	Stopfen (13mm)			
14	Clip 10mm (10x)	Haltefeder 10mm (10x)			
15	O-ring 6x2,5 (10x)	O-Ring 6x2,5 (10x)			
16	Pressure Sensor	Druckfühler			
19	Plug	Stopfen			
20	Motor (3-way valve)	Motor (3-Wege-Ventil)			
21	Pressure relief valve	Sicherheitsventil			
22	Nut M5 (12x)	Mutter M5 (12x)			
23	3-way valve	3-Wege-Ventil			
24	Fitting 3/4"	Fitting 3/4"			
25	Fitting 1/2"	Fitting 1/2"			
26	O-Ring 17x4 L (10x)	O-Ring 17x4 L (10x)			
27	O-ring 13,87x3,53 L (10x)	O-Ring 13,87x3,53 L (10x)			
28	Adapter (Flow sensor)	Adapter (Strömungsfühler)			
29	Adapter (Return CH)	Adapter (Rücklauf Heizkreis)			
30	Pressure relief valve	Sicherheitsventil			
31	Drain cock	Entleerhahn			
32	Cartridge (Sound absorber)	Einsatz (Schalldämpfer)			
33	Adapter (3-way valve)	Adapter (3-Wege-Ventil)			
34	Flow sensor	Strömungsfühler			
35	Non-return valve	Rückschlagventil			
36	Adapter (Pump)	Adapter (Pumpe)			

Traduzione delle descrizioni
List of translations

Übersetzungsliste

Pos	Description	Beschreibung			
37	Pump UPM4L 68W ErP1	Pumpe UPM4L 68W ErP1			
39	O-ring 34x3 (1x)	O-Ring 34x3 (1x)			
40	Temperature Sensor	Temperaturfühler			
44	Filter	Filter			
45	Flow limiter E-W-LP 12L Red	Durchflussbegrenzer E-W-LP 12L			
45	Flow limiter E-W-LP 14L	Durchflussbegrenzer E-W-LP 14L			
47	Plug (3-way valve)	Stopfen (3-Wege-Ventil)			
49	Charging link keyless	Fülleinrichtung			
51	O-ring 17,12x2,62 (10x)	O-Ring 17,12x2,62 (10x)			
54	O-ring 9,5x2,5 (10x)	O-Ring 9,5x2,5 (10x)			
55	O-ring 17,0x3,0 (10x)	O-Ring 17,0x3,0 (10x)			
56	Clip 18mm (10x)	Haltefeder 18mm (10x)			
57	Seal 18.5x24.3mm (10x)	Dichtung 18.5x24.3mm (10x)			
58	Screw M5x40 Tx25 (10x)	Schraube M5x40 Tx25 (10x)			
59	O-ring 2,4x5,6 (10x)	O-Ring 2,4x5,6 (10x)			
60	O-ring 23,47x2,62 (10x)	O-Ring 23,47x2,62 (10x)			
61	Clip (10x)	Haltefeder (10x)			
62	Clip (Pump) (10x)	Sicherungsklammer (Pumpe) (10x)			
63	Gasket 18,6x13,5x1,5 EPDM (10x)	Dichtung 18,6x13,5x1,5 EPDM (10x)			
64	Clip (Flow sensor) (10x)	Haltefeder (Strömungsfühler) (10x)			
65	O-ring 23x4 (10x)	O-Ring 23x4 (10x)			
66	O-ring 20,22x3,53 EPDM (10x)	O-Ring 20,22x3,53 EPDM (10x)			
67	Screw 4x14 (12x)	Schraube 4x14 (12x)			
68	Casing (Temperature sensor)	Gehäuse (Temperaturfühler)			
69	O-Ring 7,75x2,1 (10x)	O-Ring 7,75x2,1 (10x)			
70	Plug (Pressure gauge)	Stopfen (Manometer)			
71	Screw 8x1/2 (10x)	Schraube 8x1/2 (10x)			
72	Seal (Charging link keyless)	Dichtung (Fülleinrichtung)			
73	Mounting Tool (Flow sensor - O-ring)	Werkzeug (Strömungsfühler - O-ring)			
76	Bypass kit	Bypass-Set			
77	Clip (10x)	Sicherungsklammer (10x)			
78	O-ring 17,86x2,62 (10x)	O-Ring 17,86x2,62 (10x)			

Traduzione delle descrizioni
List of translations

Übersetzungsliste

Pos	Description	Beschreibung			
6	**Element of construction**	**Baugruppe**			
2	Control unit ACU LOP-22	Steuereinheit ACU LOP-22			
3	Cable guide kit	Leitungsführungs-Set			
4	Earth cable	Masseleitung			
5	Cable harness LV	Kabelbaum 24 V			
6	Cable harness HV	Kabelbaum 230 V			
7	Connector kit	Anschlussklemmen-Set			
9	Service cover ACU LOP-22	Wartungsdeckel ACU LOP-22			
10	Fuse 5x20mm + Bracket	Sicherung 5x20mm + Halterung			
11	Pump cable	Pumpenleitung			
12	Strain relief (10x)	Zugentlastung (10x)			
13	Code plug 25186	HCM 25186			
13	Code plug 25187	HCM 25187			
13	Code plug 25188	HCM 25188			
14	Fuse 5x20mm Fast Acting (5x)	Sicherung 5x20mm Fast Acting (5x)			
7	**Element of construction**	**Baugruppe**			
	RF Key Connection	RF Key Connection			
7A	**Element of construction**	**Baugruppe**			

Tipo apparecchi
Types of appliances

Gerätetypen

Apparecchio Appliance Gerät	N° d'ordine Ordering no. Bestell-Nr.	Paese Country Land	Osservazioni Remarks Bemerkungen
GC1200W 24 C 23	7 716 704 745	IT	
GC1200W 24/30 C 23	7 716 704 746	IT	
GC1200W 28/30 C 23	7 716 704 747	IT	

Bosch Thermotechnik GmbH
Junkersstr. 20-24
D-73249 Wernau / Germany
www.bosch-homecomfort.com